

LOGBOOK RELEASE 4.0.54.1

Released 11.10.2016

Table of Contents

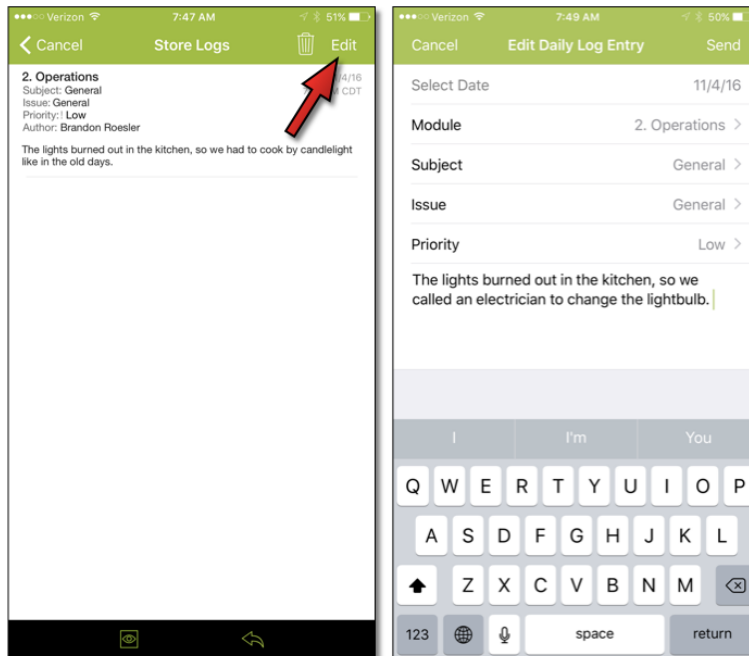
New Features & Improvements Mobile	2
Editing/Deleting Store Log Entries on iOS	2
Store Logs in the Menu	3
Sorting Entries	4
Proforma Report on the Logbook App	4
Task List Completion Date	5
Store Log Badges	6
New Features & Improvements Web	6
Displaying Assigned Stores for Library Docs	6
Maintaining Filtered Library List	7

New Features & Improvements | Mobile

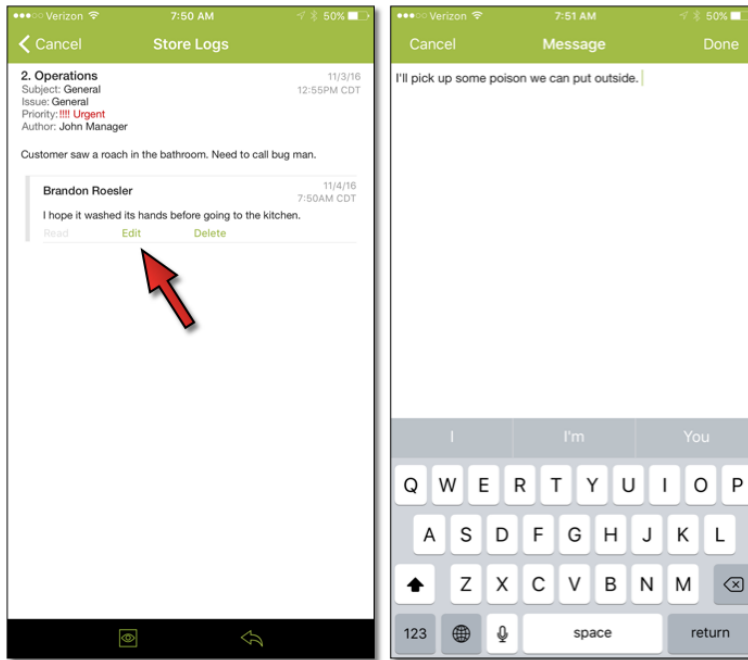
Editing/Deleting Store Log Entries on iOS

Android users have been able to edit their own Store Log entries since the 4.0.52.1 Release, and now iOS users can join in on the fun by clicking the Edit button in the upper, right-hand corner of their entry, and if the following are true:

- The entry is less than 24 hours old
- No other user has read the entry

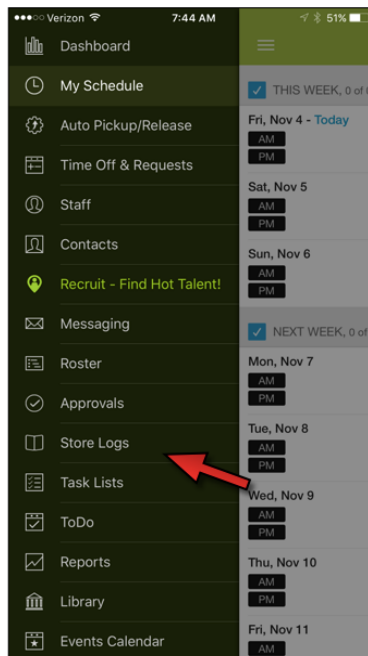


Users are also able to edit Replies by tapping the Edit button at the bottom. The same restrictions apply as above.



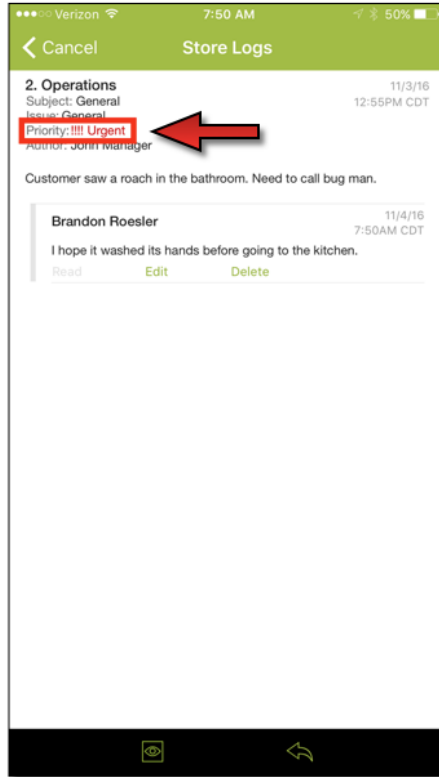
Store Logs in the Menu

The Logbook item in the side menu has been renamed to Store Logs for both Android and iOS apps. It has been renamed in the users' Settings Preferences as well.



Sorting Entries

Store Log entries are now sorted by their creation date instead of priority. The priority of each can still be viewed at the top.

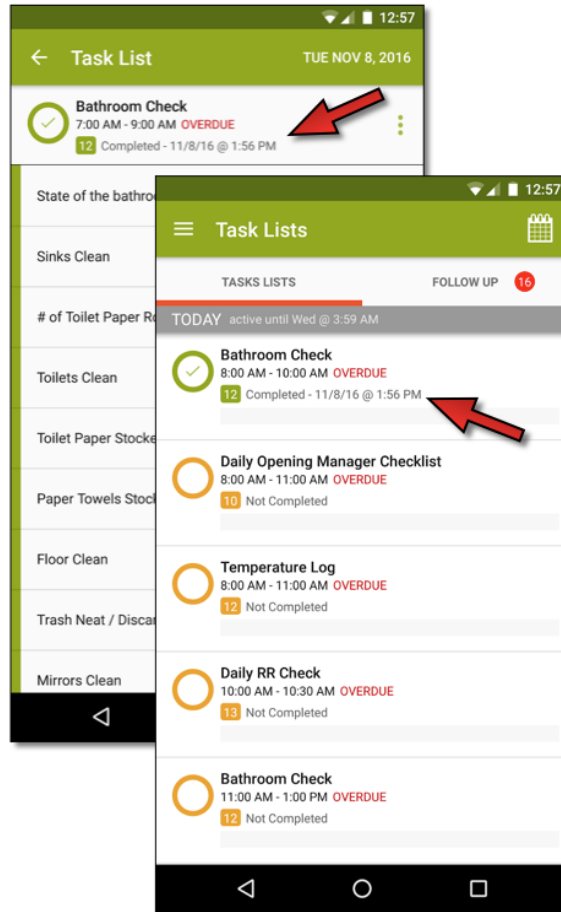


Proforma Report on the Logbook App

Logbook Standalone sites with the Proforma II and Labor Proforma by Percents permissions now have access to the Proforma report on the mobile Logbook apps.

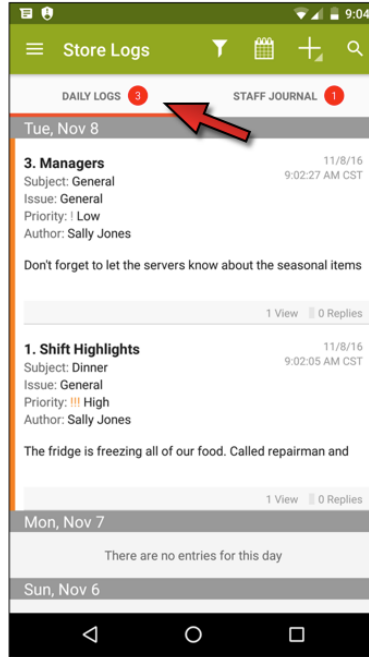
Task List Completion Date

The completion date and time can now be viewed directly on the Task Lists page as well as the Task Rows for Android users. This feature will be available for iOS in an upcoming Release.



Store Log Badges

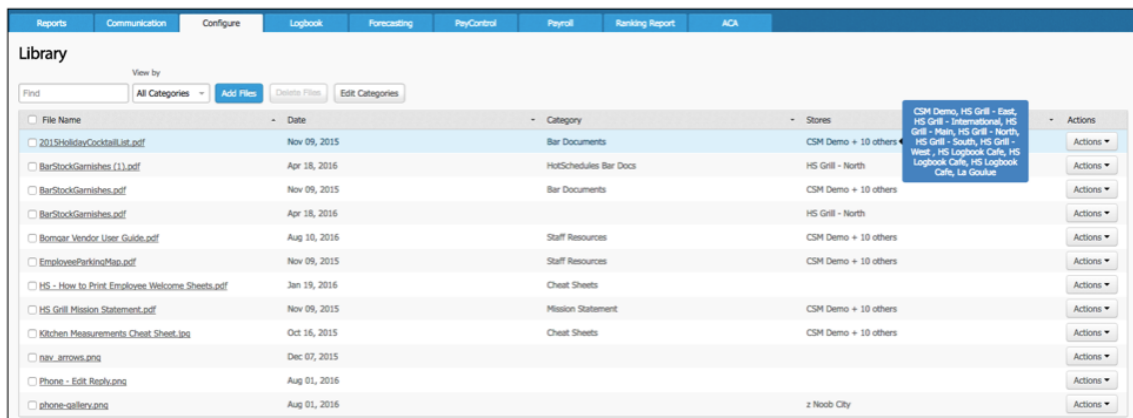
Android users will now see a numbered badge on the Daily Log and Staff Journal tabs of the Store Logs page when there are unread entries or replies. The feature will be available to iOS users in a future Release.



New Features & Improvements | Web

Displaying Assigned Stores for Library Docs

The Library has been enhanced to display the stores each document is assigned to. When a document is assigned to more than one store, hovering the mouse will display a list of all the stores it is assigned to.



Maintaining Filtered Library List

The list of Library documents will now remain in the state it was left when navigating from it to the Add Files screen. For example, if there is a filter applied to the list, adding a new document will no longer reset the filters when users are returned to the list.