

# HOTSCHEDULES RELEASE 4.0.57.2

Released 03.30.2017

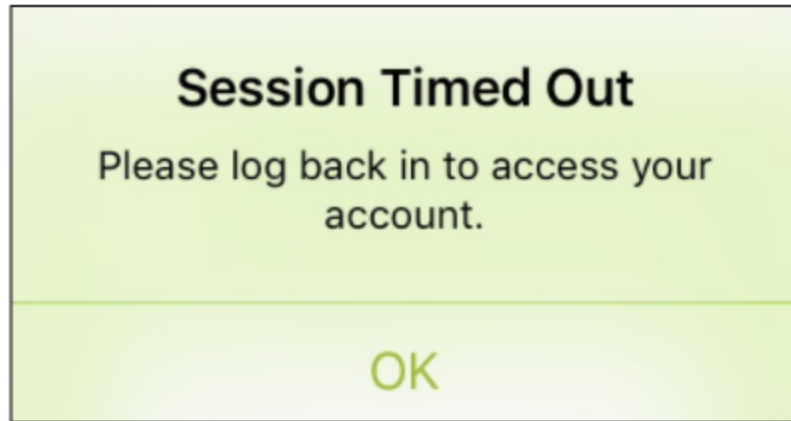
## Table of Contents

<b>New Features &amp; Improvements   Mobile</b>	<b>2</b>
Mobile App Inactivity Timeout Permission	2
Deleted Schedule Push Notification	2
<b>New Features &amp; Improvements   Web</b>	<b>3</b>
Forecasting - Adjustments with the Forecasting Weather Widget	3
Reporting - Release/Approval History Report Time Zone Improvements	3
Reporting - Time Off & Request Report Improvements	4
Reporting - Projected Hours Report Header	4
Scheduling - Employee Skill Levels	5
Staff - Improvements to Staff List Navigation	5

# New Features & Improvements | Mobile

## Mobile App Inactivity Timeout Permission

When users are assigned the **Settings - Mobile App Inactive Timeout** permission, their mobile apps will automatically log them out after 15 minutes of app-inactivity. Upon opening an auto-logged-out app, they will receive a note letting them know what happened before being directed to the login screen. Their username will remain, but the password field will have been cleared.



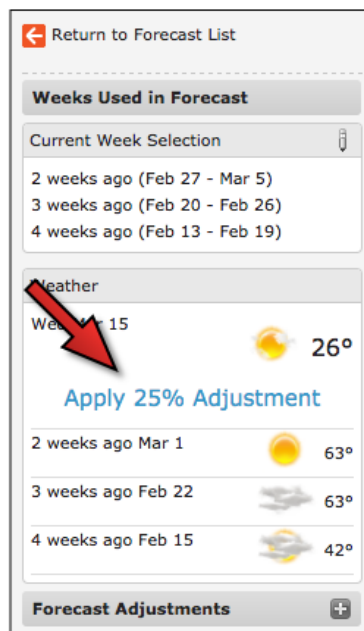
## Deleted Schedule Push Notification

iOS users who receive push notifications informing them a schedule has been deleted can now tap the message to be taken to the corresponding date on the My Schedule screen. This feature was previously released for Android users with the 4.0.57.0 Release.

# New Features & Improvements | Web

## Forecasting - Adjustments with the Forecasting Weather Widget

The 4.0.56.0 Release (01.19.2017) introduced the Forecasting Weather Widget where managers can view historical and projected weather on a day-to-day basis. Now, the widget will offer a percentage adjustment recommendation based on the historical impact the weather had on a store's sales. For example, if Monday is projected to be 80 degrees and sunny, HotSchedules will review the average of the total day's sales impact of up to 20 instances in the past with the same weather type (not temperature), and provide a percentage increase or decrease adjustment to the current forecast if there was greater than a 1% difference. The information pulled is based on a site's zip code and what the weather type was at 12:00pm local to the store. The percentage is applied to each forecast interval and because it is a % adjustment, other labor drivers will be adjusted too.



Managers are able to click through each day of their forecasted week and apply a different percentage adjustment for each. Once applied, a weather adjustment can be deleted; however, it can never be edited.

## Reporting - Release/Approval History Report Time Zone Improvements

Improvements have been made on the back end for the Release/Approval History report so that times listed in the report now reflect the times local to the store.

## Reporting - Time Off & Request Report Improvements

Improvements have been implemented for the revamped Time Off and Request report that was introduced in the 4.0.57.1 Release (03.16.2017) including:

- Backwards-compatibility to display submissions that were made while the site was still based on Day Parts
  - **(1)** Requests that were made based on Day Parts will show the start/end times of the Day Part.
- Header remains static as users scroll through the reports' details

The screenshot shows the 'Time Off & Request Report' interface for the period Mar 27, 2017 - Apr 2, 2017. It includes a 'Print Report' button and a 'FILTERS' section with dropdown menus for Employees (27 of 28 Selected), Schedules (5 of 5 Selected), Jobs (6 of 6 Selected), Status (3 of 3 Selected), and Type (4 of 4 Selected). Below the filters is a table with the following data:

Time Off & Request Report							
Date and Time	Type	Employee Reason	Submitted	Status	Approval Manager	Manager Reason	Status Change
<b>Bruce Banner</b>							
Thu 3/30/17 starts 12:00 AM	Paid Time Off	I'm sick	3/29/17 8:35 AM	Approved	Chris Sundgren		3/29/17 8:36 AM
Thu 3/30/17 ends 1:00 PM							
<b>Oliver Queen</b>							
Wed 3/29/17 All Day	Unpaid Time Off	adfd	2/28/17 2:02 PM	Approved	Ginger Grant		3/2/17 5:28 PM

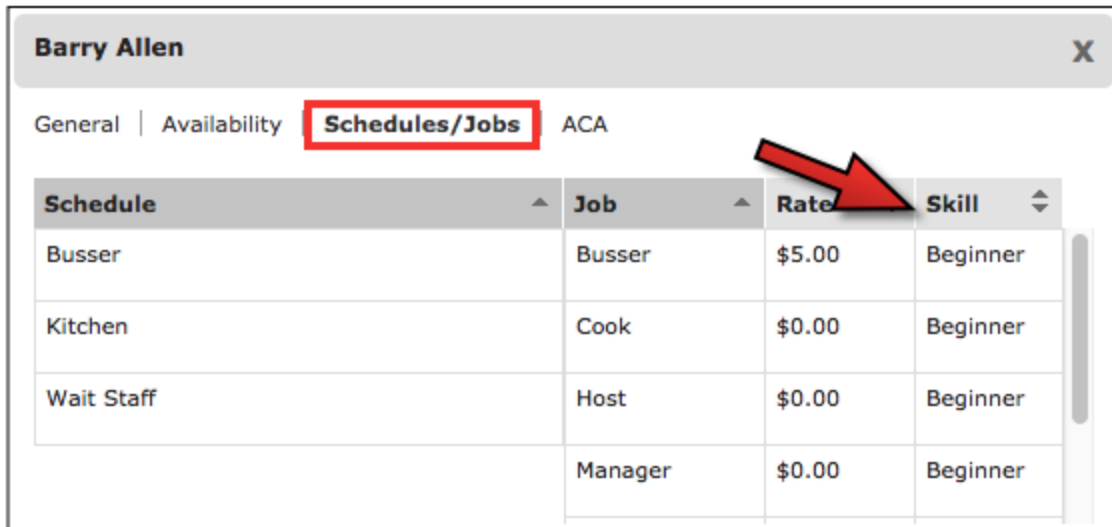
In addition, to limit the verbosity of the title, the report has been renamed from Time Off and Requests Report to simply Time Off & Requests Report.

## Reporting - Projected Hours Report Header

The header on the Projected Hours report has been enhanced to remain static as users scroll through the reports' details.

## Scheduling - Employee Skill Levels

Skill level labels for sites that use them have been added to the Employee Information Center in the New Scheduler. By clicking an employee's name in the New Scheduler and selecting the Schedules/Jobs tab, users are able to see the skill level next to each job code he/she possesses.

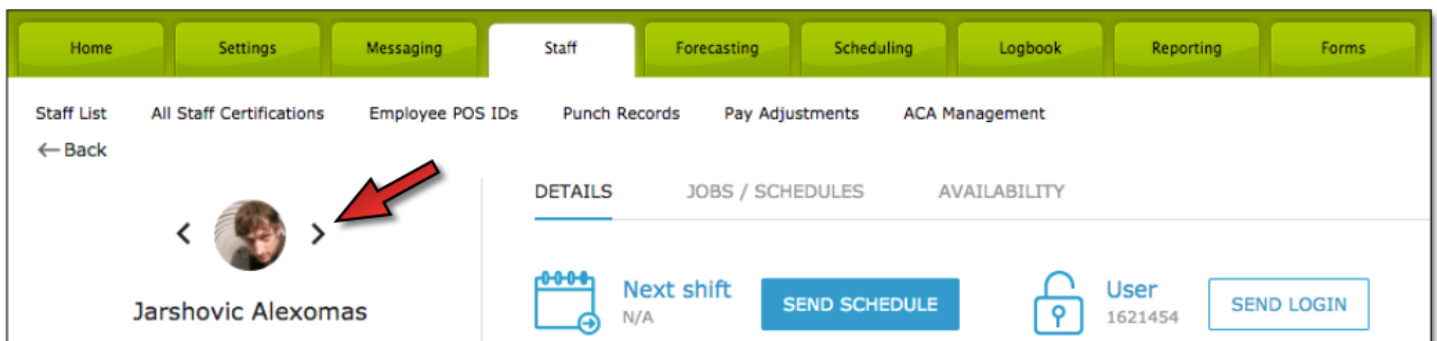


Schedule	Job	Rate	Skill
Busser	Busser	\$5.00	Beginner
Kitchen	Cook	\$0.00	Beginner
Wait Staff	Host	\$0.00	Beginner
	Manager	\$0.00	Beginner

*Skill levels can be assigned and adjusted in the Staff tab.*

## Staff - Improvements to Staff List Navigation


Updating employee information on the new Staff List Details page has never been easier. Users can now click the forward or back arrows on an employee's profile to jump to the next employee while staying on the same area. In other words, if adjusting availabilities, clicking an arrow will take users to the Availabilities section of the next employee in the list. Additionally, when the main Staff List is filtered to display a specific job or schedule, clicking the forward and back arrows will display the next or previous employee in the filtered list.



Home Settings Messaging Staff Forecasting Scheduling Logbook Reporting Forms

Staff List All Staff Certifications Employee POS IDs Punch Records Pay Adjustments ACA Management

← Back

<  >

Jarshovic Alexomas

DETAILS JOBS / SCHEDULES AVAILABILITY

Next shift N/A SEND SCHEDULE

User 1621454 SEND LOGIN